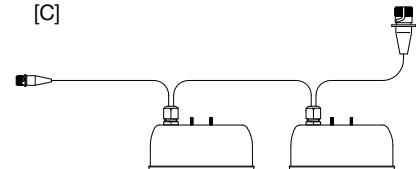
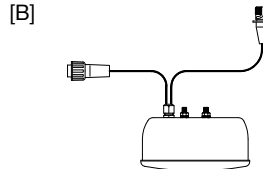
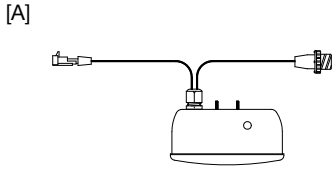




3 CHAMBER LAMP II LED



IP 54

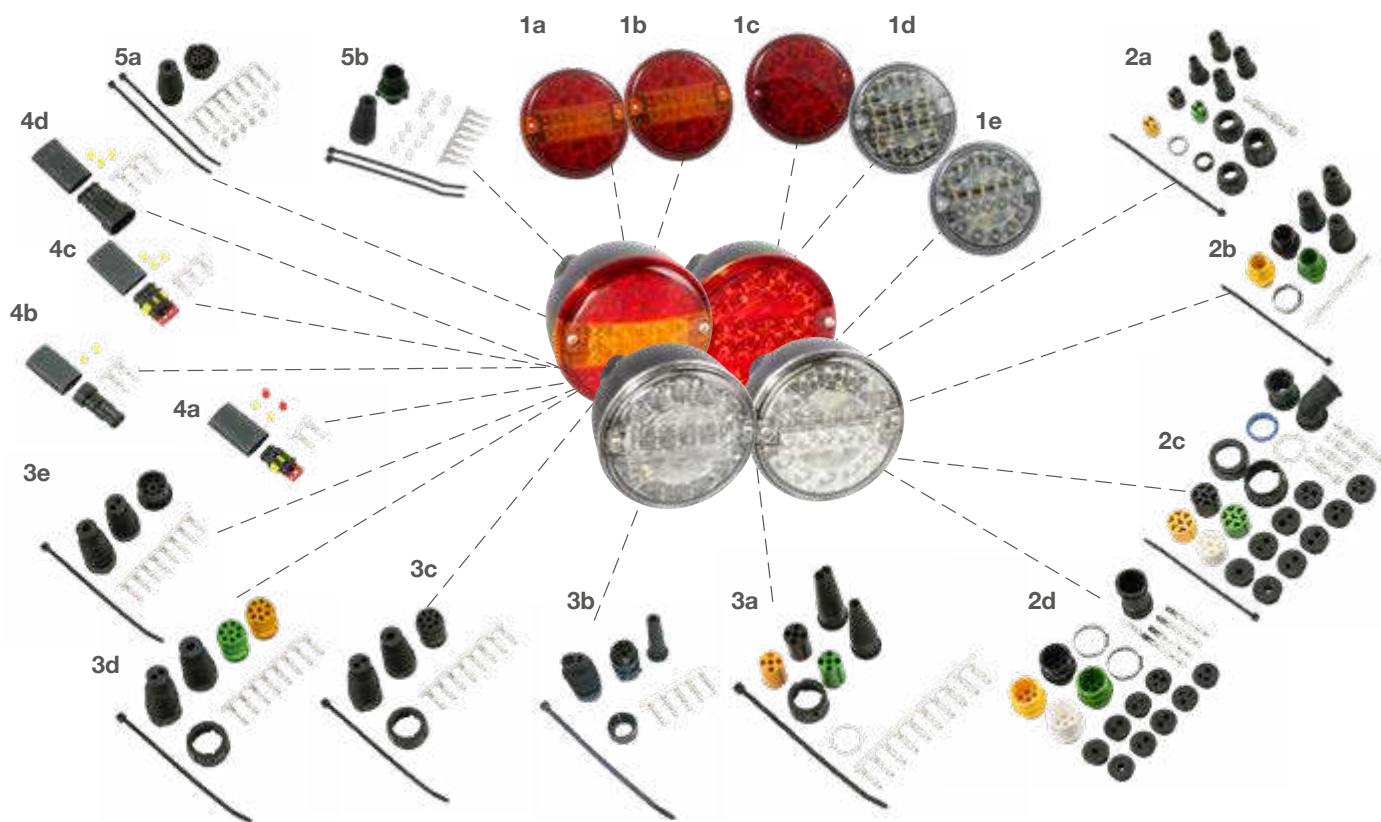


BEST. NR PART NO	☐	←	→	💡	⚡	🔴	ZUSATZ	ANSCHLUSS			
							ADD ON	CONNECTOR			
33-8403-041	1/-	●		LED	12V 24V	🔴	↔️ 🔴 🔴 🔴	offnes Ende open end	0,50 m	↗️	
33-8405-081	1/-	●		LED	12V 24V	🔴	↔️ 🔴 🔴 🔴 🔴 🔴 🔴 🔴	7 pol. ASS2 7 pin ASS2	♂️ 🔴 🔴 🔴 🔴 🔴 🔴 🔴	0,50 m	↗️
33-8405-091	1/-	●		LED	12V 24V	🔴	↔️ 🔴 🔴 🔴 🔴 🔴 🔴 🔴	7 pol. ASS2 7 pin ASS2	♂️ 🔴 🔴 🔴 🔴 🔴 🔴 🔴	0,50 m	↗️
33-8405-101	1/-	●		LED	12V 24V	🔴	↔️ 🔴 🔴 🔴 🔴 🔴 🔴 🔴	7 pol. AMP 7 pin AMP 2 pol. Superseal 2 pin Superseal	♂️ 🔴 🔴 🔴 🔴 🔴 🔴 🔴 ♂️ 🔴 🔴 🔴 🔴 🔴 🔴 🔴	0,90 m 1,00 m	↗️ ↗️
33-8406-081	1/-		●	LED	12V 24V	🔴	↔️ 🔴 🔴 🔴 🔴 🔴 🔴 🔴	7 pol. ASS2 7 pin ASS2	♂️ 🔴 🔴 🔴 🔴 🔴 🔴 🔴	0,50 m	↗️
33-8406-091	1/-		●	LED	12V 24V	🔴	↔️ 🔴 🔴 🔴 🔴 🔴 🔴 🔴	7 pol. ASS2 7 pin ASS2	♂️ 🔴 🔴 🔴 🔴 🔴 🔴 🔴	0,50 m	↗️
33-8406-101	1/-		●	LED	12V 24V	🔴	[A] ↔️ 🔴 🔴 🔴 🔴 🔴 🔴 🔴	7 pol. AMP 7 pin AMP 2 pol. Superseal 2 pin Superseal	♂️ 🔴 🔴 🔴 🔴 🔴 🔴 🔴 ♂️ 🔴 🔴 🔴 🔴 🔴 🔴 🔴	0,90 m 1,00 m	↗️ ↗️
33-8407-014	1/-	●	●	LED	12V 24V	🔴	[B] ↔️ 🔴 🔴 🔴 🔴 🔴 🔴 🔴	7 pol. ASS2 7 pin ASS2 7 pol. ASS2 7 pin ASS2	♂️ 🔴 🔴 🔴 🔴 🔴 🔴 🔴 ♀️ 🔴 🔴 🔴 🔴 🔴 🔴 🔴	0,15 m 0,15 m	↗️ ↗️
37-8400-001	1/-	●	●	LED	12V 24V	🔴	⚡️	2 pol. Superseal 2 pin Superseal	♀️ 🔴 🔴 🔴 🔴 🔴 🔴 🔴	0,55 m	↗️
37-8407-001	1/-	●	●	LED	12V 24V	🔴	⚡️	2 pol. ASS2 2 pin ASS2	♀️ 🔴 🔴 🔴 🔴 🔴 🔴 🔴	1,50 m	↗️
38-8107-061	1/-	●	●	LED	12V 24V	🔴	⚡️	7 pol. ASS2 7 pin ASS2	♀️ 🔴 🔴 🔴 🔴 🔴 🔴 🔴	0,15 m	↗️
38-8407-001	1/-	●	●	LED	12V 24V	🔴	⚡️	2 pol. ASS2 2 pin ASS2	♀️ 🔴 🔴 🔴 🔴 🔴 🔴 🔴	1,50 m	↗️
39-7000-001	1/-	●	●	LED	12V 24V	🔴	⚡️ ⚡️	3 pol. AMP 3 pin AMP	♀️ 🔴 🔴 🔴 🔴 🔴 🔴 🔴	0,58 m	↗️
39-7007-001	1/-	●	●	LED	12V 24V	🔴	⚡️ ⚡️	7 pol. ASS2 7 pin ASS2	♂️ 🔴 🔴 🔴 🔴 🔴 🔴 🔴	0,15 m	↗️
87-3079-001	1/-	●		LED	12V 24V	🔴 🔴	[C] ↔️ 🔴 🔴 🔴 🔴 🔴 🔴 🔴	7 pol. AMP 7 pin AMP 2 pol. Superseal 2 pin Superseal	♂️ 🔴 🔴 🔴 🔴 🔴 🔴 🔴 ♂️ 🔴 🔴 🔴 🔴 🔴 🔴 🔴	0,90 m 1,00 m	↗️ ↗️
87-3080-001	1/-		●	LED	12V 24V	🔴 🔴	[C] ↔️ 🔴 🔴 🔴 🔴 🔴 🔴 🔴	7 pol. AMP 7 pin AMP 2 pol. Superseal 2 pin Superseal	♂️ 🔴 🔴 🔴 🔴 🔴 🔴 🔴 ♂️ 🔴 🔴 🔴 🔴 🔴 🔴 🔴	0,90 m 1,00 m	↗️ ↗️



3 CHAMBER LAMP II LED

ZUBEHÖR / ACCESSORIES



1

Lichtscheibe | lens

- (a) 3 Kammerleuchte Doppelfunktion
3 Chamber double function
..... 18-8384-501
- (b) 3 Kammerleuchte Einfunktion
3 chamber single function
..... 18-8384-551
- (c) mit
with 18-8784-501
- (d) mit
with 18-8884-501
- (e) mit
with 22-7000-001

2

ASS1 & ASS2 Verbinder | ASS1 & ASS2 connector

- (a) 2 pol. weiblich
2 pin female 13-5626-401
- (b) 2 pol. männlich
2 pin male 13-5625-991
- (c) 7 pol. weiblich
7 pin female 13-5626-631
- (d) 7 pol. männlich
7 pin male 13-5625-981

3

Bajonett Verbinder | bayonet connector

- (a) 5 pol. weiblich
5 pin female 13-0521-104

- (b) 5 pol. männlich
5 pin male 13-0536-044
- (c) 8 pol. weiblich
8 pin female 13-0828-034
- (d) 8 pol. weiblich
8 pin female 15-0821-524
- (e) 8 pol. männlich
8 pin male 13-0838-054

4

Superseal Verbinder | Superseal connector

- (a) 2 pol. weiblich
2 pin female 15-7002-044
- (b) 2 pol. männlich
2 pin male 15-7002-054
- (c) 3 pol. weiblich
3 pin female 15-7002-064
- (d) 3 pol. männlich
3 pin male 15-7002-074

5

AMP Verbinder | AMP connector

- (a) 7 pol. weiblich
7 pin female 15-7002-024
- (b) 7 pol. männlich
7 pin male 15-7002-034